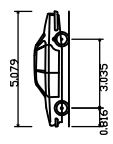
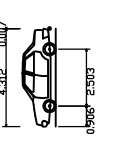


NOTES:

	Large Car (2006) Overall Length 5.079m Overall Width 1.872m Min Body Ground Clearance 1.325m Min Body Ground Clearance 1.291m Lock to Kerb Time 4.00 sec Kerb to Kerb Turning Radius 5.900m
	Medium Sized Car Overall Length 4.319m Overall Width 1.685m Min Body Ground Clearance 1.466m Min Body Ground Clearance 1.558m Lock to Kerb Time 4.00 sec Kerb to Kerb Turning Radius 5.042m

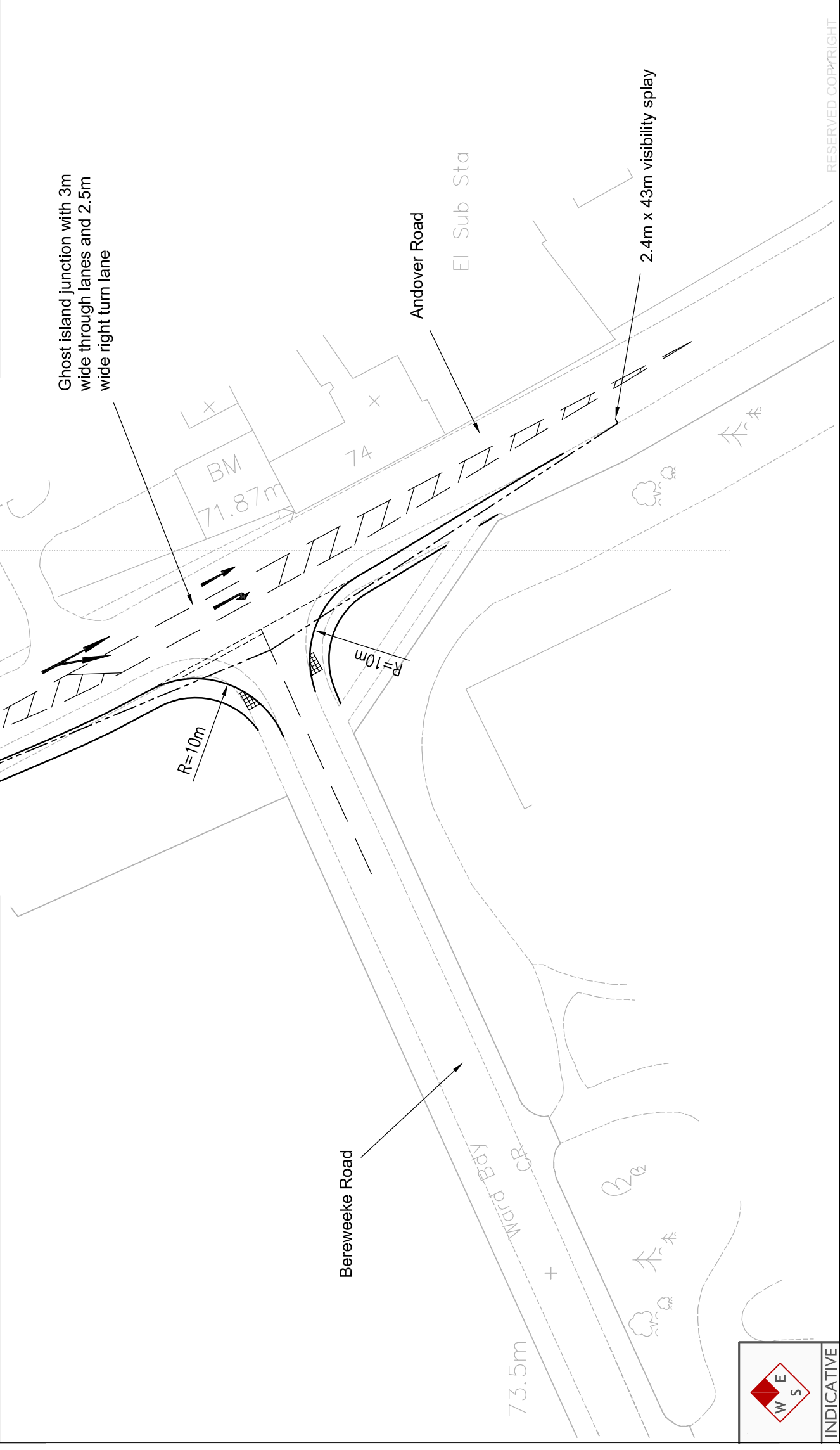
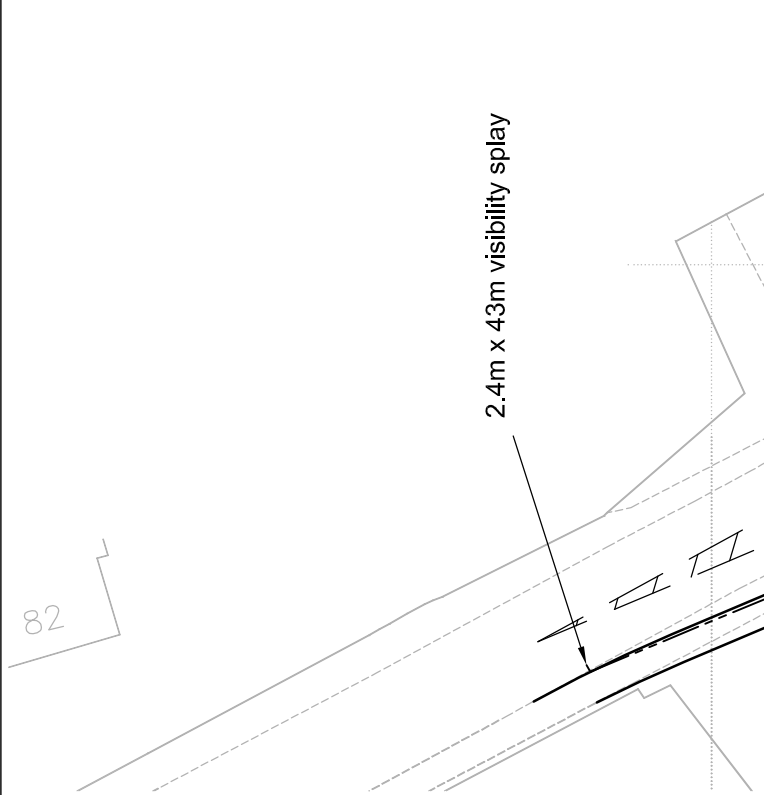
Rev	Date	Details	Drawn by	Checked by	Approved by
-	-	-	-	-	-

**tpa**  
Transport Planning Associates

Bristol  
Cambridge  
Cardiff  
Welwyn Garden City

21 Berkeley Square  
Clifton  
Bristol  
BS8 1HP  
0117 925 9400  
[www.tpa.uk.com](http://www.tpa.uk.com)

CLIENT:	CALA HOMES (SOUTH) LIMITED				
PROJECT:	BARTON FARM, WINCHESTER				
TITLE:	Potential Andover Road/ Bereweke Road Junction Improvements				
STATUS:	INFORMATION				
SCALE:	DATE:	DRAWN:	CHECKED:	APPROVED:	
1:500	28.09.10	PSW	MFF	DGT	
JOB NO:	DRAWING NO:		REVISION:		
0710-64	0710-64		Figure 4.9		



**A3**  
ORIGINAL PLOT SIZE

INDICATIVE