



The Willows, Burridge

A lifestyle to aspire to



Stock photography



Superb homes for everyone

The Willows is an exclusive collection of 3, 4 & 5 bedroom detached homes in the established and welcoming village of Burrridge.

Nestled in a rural enclave close to the flowing waters of the River Hamble, yet with the M27 just minutes away for Southampton and Portsmouth, in Burrridge you'll truly enjoy the best of both worlds. And with the desirable village of Warsash located just 4 miles away, you'll never have to travel far to enjoy all that an idyllic rural lifestyle offers. Together with plentiful amenities and a good range of schools, The Willows is a development that will suit buyers of all kinds.



Just right for you and your lifestyle

At The Willows, you'll find a range of beautifully designed homes, full of light and space. The stylish fittings and high quality specifications, with an emphasis on sustainability, are complemented by attractive exteriors, with thoughtful nature-friendly features.

With each home offering luxurious fixtures and fittings and open-plan, flexible interiors, buyers will also find the place they want to call home easily.



Stock photography

A breath of fresh air

There are plenty of places for some fresh air. Head out for a good walk around Curbridge Nature Reserve or take the children - or the dog - to North Whiteley park and garden. Alternatively, the scenic River Hamble Country Park or charming village of Warsash with its historic passenger ferry are ideal for a relaxing stroll or bike ride. Or for something more active, you have a cricket club, football club and a play area all within easy reach. Lee-on-the-Solent, meanwhile, is a straightforward car journey away and is ideal for a stroll on the beach and some fresh sea air.



Everything you need nearby

The Willows is just two miles from the nearby Whiteley Shopping centre, home to a variety of household name retailers. There are also supermarkets, including a large Marks & Spencer store, a restaurant and a cinema.

And if you're in the mood for delicious food, relaxation and pampering, the award-winning Solent Hotel & Spa is the perfect place to be.

Alternatively, for a day beside the seaside, Lee-on-the-Solent is well worth a visit, while Alver Valley Country Park is a beautiful open green space, just waiting to be explored.



Stock photography



Local photography



Local photography

A wonderful place to call home

With the beauty and serenity of the countryside on your doorstep offset by the urban buzz of nearby Whiteley and its many amenities, Burridge strikes the perfect balance between country calm and town convenience.

With junction 9 of the M27 just 10 minutes away, you can also be in Portsmouth in less than 20 minutes and Southampton in under half an hour. The M27 also links to the M3 for travel to Winchester (30 minutes) and London (around 2 hours and 15 minutes). Going further afield? Southampton Airport is less than 10 miles from your new home.



Top of the class for education

Have children? There are a range of schools nearby, for pupils of all ages. These include the highly-regarded Cornerstone and Whiteley primary schools (both rated 'Good' by Ofsted), and for older students, Brookfield Community School, which has the same rating. For higher and further education, the 'Outstanding' rated Fareham College offers a wide range of courses, including T Levels and diplomas. The University of Southampton, meanwhile, is a member of the elite and renowned Russell Group of leading higher education institutions.



Local photography



Stock photography



Local photography



Fun days out, for all the family

Whatever the weather, there will always be a good choice of days out for all the family. YMCA Fairthorne Manor is on your doorstep, with 95 acres of land to explore, including multiple trails, as well as opportunities for boating and paddle boarding on the River Hamble. Manor Farm is a family-friendly working farm with Victorian schoolroom, and set within the 400-acre River Hamble Country Park; and The Royal Victoria Country Park, is just 7 miles away and has around 200 acres of woodland, a playground, miniature railway and tearoom. Paultons Park, Home of Peppa Pig World, meanwhile, will be a treat for fans of the famous cartoon.

Or if only a bucket-and-spade kind of a day will do, pretty Lee-on-the-Solent, with its many amenities, is less than a 30 minute drive. For rainy days, the Solent Sky museum has a collection of 20 vintage aircraft, including flying boats, jet fighters and the iconic Spitfire.

Local photography

Places to go



Eating out – A boutique collective of eating and drinking establishments sit within the grounds of beautiful Botley Mills: enjoy freshly roasted coffee at Deveroast coffee shop, contemporary cuisine at The Mill, wood-fired pizza at Flour and Fire, and charcuterie and wine at 1086. You'll also find a good selection of pubs and restaurants in Warsash and Lee-on-the-Solent, many serving local produce.



Sports and leisure – The award-winning Holly Hill Leisure Centre has two swimming pools and a state-of-the-art gym with more than 100 stations. Golfers can also enjoy a round or two at the Skylark Golf & Country Club.



History and heritage – The spectacular 13th Century Titchfield Abbey is well worth a visit, owned and maintained by English Heritage and featuring a grand turreted gatehouse. Fort Brockhurst is one of a number of forts built in the 1850s and 1860s to protect Portsmouth and its harbour from overseas invasion, and has a parade ground, gun ramps, moated keep and armoury that can still be viewed today.





Local photography



Local photography



Local photography



Parks and nature – Those looking to enjoy the beauty of the natural world will be spoilt for choice at The Willows. Swanwick Nature Reserve is just a 4-minute drive, while Holly Hill Woodland Park, with woodlands stretching from Sarisbury Green to the River Hamble, is 10 minutes away by car.



Entertainment and culture – Cineworld in Whiteley shows all the latest blockbusters in two dimensions and three. The Titchfield Festival Theatre offers an engaging and varied programme of shows including classics and new works, and also has a youth theatre programme for youngsters interested in the performing arts.



Shopping – You'll find a wide range of retailers in Whiteley, while the iconic West Quay Shopping Centre in the heart of Southampton is home to John Lewis, designer and independent shops, and a huge variety of.



Family days out – Drive 20 minutes to Lee-on-the-Solent seafront, with its play area, splash park, skate park, cafes and plenty of places for an ice cream. It's also great for watersports and isn't far from Alver Valley Country Park, with its impressive adventure play park. Fancy a walk on the wild side? It's a similar drive time to Marwell Zoo.



Getting around



By foot: Cornerstone Primary School is on your doorstep, as is Burridge Village Hall, where a number of community groups hold regular events and activities. Burridge Recreation Ground is also just a short stroll away.



By car: the A31 takes you towards Southampton (32 miles), while the A349 heads to Poole (6 miles) where you can pick up the A35 into Bournemouth (8 miles).



By rail: From Swanwick station there are regular services into London Victoria, taking around 2 hours and 15 minutes, and also to Southampton, Portsmouth and Brighton.

See a detailed view of the area and get directions



Journey times are approximate. Train journey times are accurate as of April 2024 and are sourced from thetrainline.com

Superbly connected



On foot

- Burridge recreational ground – 3 minutes
- Curbridge Nature Reserve – 5 minutes
- Burridge Social and Sports Club – 6 minutes
- Cornerstone Primary School – 11 minutes
- Whiteley Preschool – 11 minutes
- The Horse and Jockey – 20 minutes
- Swanick Lakes nature reserve – 35 minutes



By car

- Swanwick station – 5 minutes
- Solent Hotel and Spa – 6 minutes
- Whiteley Primary School – 5 minutes
- Botley Mills – Cafes, restaurants & bars – 6 minutes
- The Mill, Deveroast, 1086, & Flour and Fire – 6 minutes
- River Hamble Country Park – 9 minutes
- Warsash – 10 minutes
- Skylark Country Club – 11 minutes
- Manor Farm – 15 minutes
- Royal Victoria Country Club – 20 minutes
- Southampton Airport – 22 minutes
- University of Southampton – 23 minutes
- West Quay retail park – 25 minutes
- Winchester – 30 minutes



By rail from Swanwick Station

- Southampton – 18 minutes
 - Portsmouth & Southsea – 31 minutes
 - Brighton – 1 hour 34 minutes
 - London Victoria – 2 hours 12 minutes
- From Southampton Central Station**
- London Waterloo – 1 hour 21 minutes

See a detailed view of the area and get directions



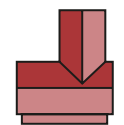
Journey times and distances are approximate. Train journey times are accurate as of April 2024 and are sourced from national rail.

The Willows

The development

 **The Laburnum**
3 bedroom detached home







 **The Mayflower**
3 bedroom detached home

 **The Rowan**
4 bedroom detached home

 **The Walnut**
4 bedroom detached home

 **The Willow**
5 bedroom detached home

 **Affordable Housing**

-  Block Paving
-  Timber Fences
-  Retaining Walls
-  Bin collection point
-  Sub Station
-  Air Source Heat Pump



The above development layout is not drawn to scale and is for general guidance only. Road layouts, pathways and external treatments may differ. Landscaping is indicative only. Please confirm the most up-to-date details with our sales consultants prior to reservation. V: Visitor parking, BCP: Bin collection point, CS: Cycle store. * Potential access road for farm owner.

IMPORTANT NOTICE TO CUSTOMERS: The Consumer Protection from Unfair Trading Regulations 2008. Cala Homes (Thames) Limited operates a policy of continual product development and the site layout shown in this brochure insert is indicative only. Information contained is accurate at time of publication on 24.05.24. See the main brochure for the full Consumer Protection statement.

Choose the home that's right for you



The Willow
5 bedroom
detached home



The Walnut
4 bedroom
detached home



The Mayflower
3 bedroom
detached home



The Rowan
4 bedroom
detached home



The Laburnum
3 bedroom
detached home

See a detailed view of the area and get directions





Photography from a previous Cala development

Desirable in every detail

The finishing touches, unexpected flourishes and innovative features. Designer kitchens with desirable technology built-in, for showing off your culinary flair. Sleek family bathrooms and en suites with high specification sanitaryware, for indulging in some well-deserved pampering.

With every home comfort considered for energy-efficient and low maintenance living, each aspect of your family home is beautifully designed and built to an exacting standard; because when you look for quality, it's the little things that make all the difference.

If you need adaptations to make your home more accessible (for example a fire alarm for the deaf or hard of hearing), we can install these for you subject to build stage. There is no installation fee, just a charge (at cost) for the product.

[Click here to find out more about our Accessibility Features](#)



[Click here to view the full specification](#)



Photography from a previous Cala development

Specification

Kitchen

- Individually designed kitchen
- Stone work surfaces with matching upstand
- Stone splashback to the hob
- 1½ bowl stainless steel sink with drainer and mixer tap
- Under cupboard lighting
- Bosch double oven
- Bosch 4-burner induction hob
- Bosch stainless steel extractor hood
- Bosch integrated dishwasher
- Bosch integrated fridge freezer
- Amtico flooring in the open plan kitchen area

Utility Room

- Individually designed utility room
- Laminate work surfaces with matching upstand
- Stainless steel sink with mixer tap
- Space for a free-standing washing machine
- Space for a free-standing condenser tumble dryer
- Amtico flooring

Cloakroom, Bathroom & En Suite

- White Roca sanitaryware
- White gloss wall-hung vanity unit to the basin in the bathroom and bedroom 1 en suite
- VADO mixer taps
- VADO showers
- Glass shower doors
- Porcelanosa tiling to walls*
- Amtico flooring

Plumbing & Heating

- Air source heat pump heating system with radiators
- Chrome ladder style radiators in the cloakroom, bathroom and en suites

Electrical

- White LED downlights in the open plan kitchen area
- White LED downlights in the hall, utility room, dressing room, cloakroom, bathroom and en suites
- Pendant lighting in all other rooms
- External lights to the front and rear of the house
- White electrical fittings in all rooms
- TV point high and low level to the living room
- TV point high level to the family room, study and bedroom one (where applicable)
- Phone socket positioned in the living room and smallest bedroom
- Data point provided in the living room and smallest bedroom, as well as the study where applicable
- Fibre to the home for superfast wireless broadband
- Shaving point in the bathroom and en suites
- Fused spur for the future installation of a wireless alarm system
- Power and lighting in the garage*
- Fused spur in the garage for the future installation of an electric garage door opener*
- Electric vehicle charging points
- External electrical point to the rear patio



Photography from a previous Cala development

*Please speak to a Sales Consultant for specification detail.

Specification

Internal Finishes

- Smooth ceilings finished in white paint
- All walls finished in white paint
- All woodwork finished in white paint (satinwood)
- Timber stairs finished in white paint (satinwood) with a stained handrail
- Wardrobe in bedroom 1 and 2
- Amtico flooring in the entrance hall
- Carpet in the living room, dining room, study, stairs, landing and all bedrooms

Doors & Windows

- White PVCu windows
- White PVCu French doors leading out to the garden
- Internal doors with five vertical panels in white paint

External Details

- Canopy style garage doors (where applicable)
- Paved paths and patio areas
- Landscaping to the front garden
- Turf to the front and rear garden
- External garden tap
- External lighting to the roads
- Sheds to be included to homes without a garage

Management Services

- Cala Homes will appoint a professional managing agent who will provide ongoing management services. Please refer to your Sales Consultant for further details.

Environmental Details

- Double glazed PVCu providing a high level of thermal insulation and reduced heat loss
- Insulation within roof spaces and external wall cavities to limit heat loss in the winter and reduce heat gain in the summer
- Low energy lighting throughout
- Significant amounts of recycling of waste materials and packaging during the construction of each home to reduce the environmental impact of the development



Photography from a previous Cala development

*Please speak to a Sales Consultant for specification detail.



Photography from a previous Cala development

What our customers say



Photography from a previous Cala development

“ We wanted a new build. Our previous house needed substantial work doing over the time we were living there and always felt like an ongoing process, so we wanted to leave that behind and find somewhere new, homely and ready.

start living. Being able to choose finishes in areas like the bathroom and kitchen from the outset meant that we felt like we were moving into a new build with our own style.”

The Staceyfounds,
Purchasers at St Peter's Quarter

Our Cala Home was perfect. We lifted and shifted our furniture in and we were ready to



Photography from a previous Cala development

See more customer stories, reviews and ratings >



Photography from a previous Cala development

Why buy new?

There's nothing quite like moving into a brand-new home. From newly-installed kitchens and bathrooms to the peace of mind of knowing that your property is safe, energy efficient and low maintenance.







What's more, you're buying a complete blank canvas on which to stamp your own individual style.


Your new home is covered by an NHBC or similar industry-regulated insurance scheme covering the structural integrity of your new home from years three to 10.

The first two years of the warranty are provided by us. This means we take responsibility for fixing any quality issues during this period after you move in. We also provide you with a 24-hour response service for emergency calls. We take personal pride in our customer service.



Stock photography

-  Modern fixtures, fittings & technology
-  Hyper fast fibre optic broadband
-  Less maintenance
-  Energy efficient
-  A chain free move
-  A blank canvas

[Click here to find out more about the top reasons to buy new](#) 








Cala Homes

Cala Homes' primary goals are to deliver design excellence in everything we do and ensure a first class customer experience for everyone who buys one of our homes.

To achieve this, we focus on investing in our most important asset - our people - and running an effective and sustainable business that makes a positive contribution in the areas where we operate.

Cala is built on the foundation values of passion, quality, delivery and respect.

Click on the arrows to find out more about Cala Homes.

-  Our values >
-  Aspirational homes >
-  First class customer service >
-  Quality design and build >
-  Investment in our people >



Photography from a previous Cala development









Sustainability the Cala way

Cala has a rich heritage originally dating back to 1875. We started building homes in the 1970s and, for over 50 years, have been creating high quality, sustainable new homes and communities. However it is not just what we do, but the way we do it that matters to Cala.

Thinking sustainably is at the heart of everything we do; from identifying the right sites, through creating a safe, healthy and fulfilling working environment, to taking a sensitive approach to development and delivering communities that meet local requirements.

As part of our sustainability journey we are aiming to reduce our paper usage by 90% across the company, including the customer journey, which is why we are aiming for online-only brochures at our developments.

Click on the arrows below to find out more about our sustainability journey:

-  Environment >
-  Customers >
-  Design >
-  People >
-  Land >
-  Community consultation >





Stock photography

Welcome to your new home

The Willows,
Westbourne Drive, Burrridge,
Southampton, SO31 1FG

[Click here to arrange your viewing](#)



IMPORTANT NOTICE TO CUSTOMERS: The Consumer Protection from Unfair Trading Regulations 2008. Cala Homes (Thames) Limited operates a policy of continual product development and the specifications outlined in this brochure are indicative only. We reserve the right to implement minor changes to the sizes and specifications shown on any plans or drawings in this brochure without warning. Where alterations to the design, construction or materials to be used in the construction of the property would materially alter the internal floor space, appearance or market value of the property, we will ensure that these changes are communicated to potential purchasers. Whilst these particulars are prepared with all due care for the convenience of intending purchasers, the information is intended as a guide. The computer generated images and photographs do not necessarily represent the actual finishings/elevation or treatments, landscaping, furnishings and fittings at this development. Floor plans, dimensions and specifications are correct at the time of publication. The illustrated location map is a general guide only. Please note that distances and timings referred to in this brochure are approximate and sourced from Google Maps. For information relating to weather in the area of this development, please refer to the Meteorological Office (www.metoffice.gov.uk). Nothing contained in this brochure shall constitute or form part of any contract. Information contained in this brochure is accurate at time of publication on May 2024. Cala (Thames) Limited, registered in England & Wales company number 08800163. Registered office: CALA House, 54 The Causeway, Staines-Upon-Thames, Surrey, TW18 3AX; Agent of Cala Management Limited.